

ACTIVITY

Four Harmonious Friends' Friendship Bracelets

In the "Four Harmonious Friends," a bird, rabbit, monkey, and elephant work together to harvest fruits from a growing tree. Do you have any friends who have helped you achieve a goal that you wouldn't have been able to accomplish by yourself? Show them gratitude by making them a friendship bracelet.

DURATION

1–2 hours


MATERIALS

- Thread in four different colors (example uses embroidery floss)
- Scissors
- Tape


PROCEDURE




1 Select four different colors of thread. Each color can represent the one of the four friends: the bird, rabbit, monkey, and elephant.



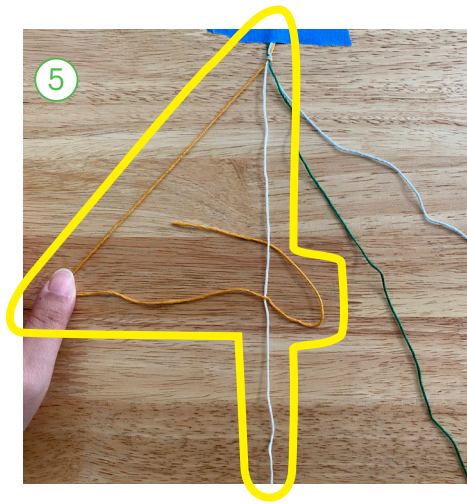
2 Cut the four threads the length of your arm.




3 Tie the threads together about one and a half inches from one end. Then cut off a piece of tape.




Tape down threads at the same end with the knot. Arrange the threads to the color pattern you want. The thread on the far left, or Thread #1, will be the first stripe of your color pattern. The thread on the far right, or Thread #4, will be the fourth stripe of your color pattern.




Create the number four shape (the yellow area above) with Thread #1. Tuck it under the thread next to it, or Thread #2, and tie a knot. Repeat to create two knots on Thread #2.




With Thread #1, repeat previous step with Threads #3 and #4 to create two rows of knots of the same color. Originally on the far left, Thread #1 should now be on the far right.



Create two rows of knots with Thread #2, using the same steps to create the first two rows of Thread #1. Repeat for each thread to create a color pattern.




Keep creating rows of knots in the color pattern. Continue until the bracelet can wrap comfortably around your wrist or your friend's wrist.



Once you reach the desired bracelet length, tie all four threads in a large knot.



Remove the tape from threads.



Tie the knotted ends together.



Cut any excess threads from the large knot. **Share your bracelet with a friend, or wear it!**