

# Threshold Art: Around the Dot Designs

*Illustrated by Stephanie Kao*

These examples of threshold designs are created by drawing around a series of dots. They demonstrate a progression of basic patterns using a limited number of dots to more complex ones using increasingly varied numbers of dots. To practice drawing these kolams, use the worksheet *Template of Dots: Four Points Forming a Square*.

Fig. 1




Fig. 2

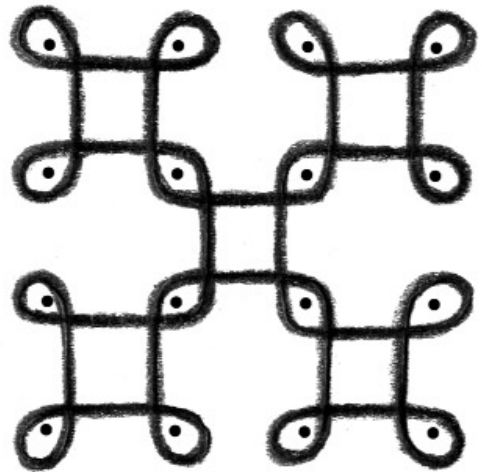


Fig. 3





Fig. 4



- Fig. 1: (3 lines; 3 dots)
- Fig. 2: (4 lines; 4 dots)
- Fig. 3: (5 lines; 5 dots)
- Fig. 4: (1,3,5,7,5,3,1 dots)

## Threshold Art: Connect the Dot Designs

Illustrated by Stephanie Kao

These examples of floor painting designs are created by connecting a series of dots. They demonstrate how the basic shape of the six-pointed star, a symbol of Lakshmi, can be embellished using repeated motifs and borders. To practice drawing these kolams, use the worksheet *Template of Dots: Four Points Forming a Rhomboid*.

Fig. 1

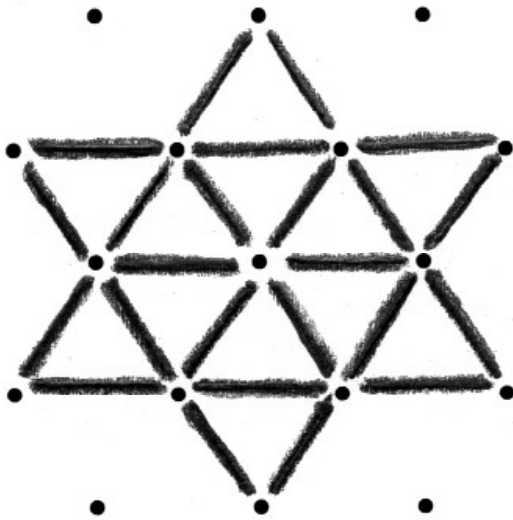


Fig. 2




Fig. 3

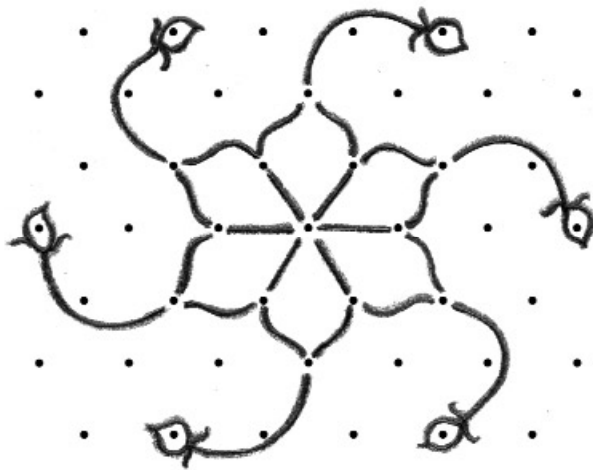


Fig. 4

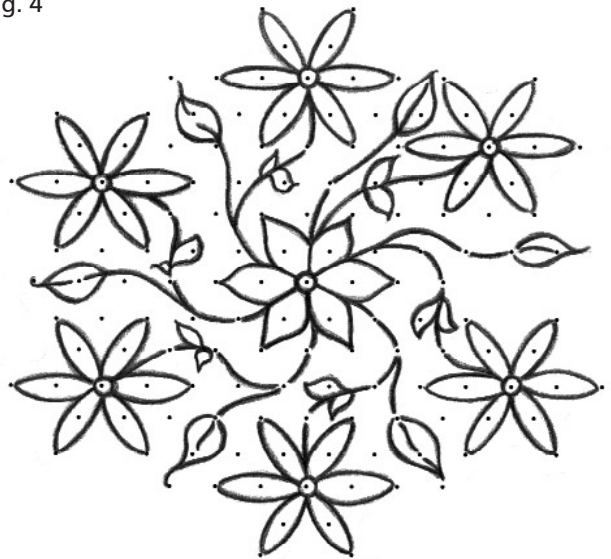


Fig. 1: Six-pointed star

Fig. 2: Variation of six-pointed star with border. Drawing based on a pattern used in an Antal festival in Madurai, India, from *Hosting the Divine: The Kolam as Ritual, Art, and Ecology in Tamil Nadu, India* by Vijaya Rettakudi Nagarajan, 1998.

Fig. 3: Six-petaled flower

Fig. 4: Variation of six-petaled flower with vines. Drawing based on a pattern used in a Pongal festival from *The Language of Symbols: A Project on South Indian Ritual Decorations of a Semi-Permanent Nature* by Archana, 1980.